






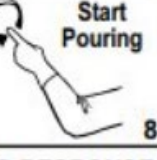













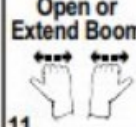
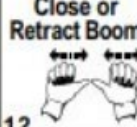




SAFETY BULLETIN: Hand Signals

READY-MIX DRIVER HAND SIGNALS

 <p>Head In</p> <p>1</p>	 <p>Back In</p> <p>2</p>	 <p>Back Up</p> <p>3</p>	 <p>Pull Forward</p> <p>4</p>
 <p>Stop</p> <p>5</p>	 <p>Raise Chute</p> <p>6</p>	 <p>Lower Chute</p> <p>7</p>	 <p>Start Pouring</p> <p>8</p>
 <p>Stop Pouring</p> <p>9</p>	 <p>Lock or Unlock Chute</p> <p>10</p>	 <p>Slow Down Drum</p> <p>11</p>	<p>NO RESPONSE SHOULD BE MADE TO UNCLEAR SIGNALS</p> <p>12</p>

CONCRETE PUMPING HAND SIGNALS

 <p>Start Pump Speed Up</p> <p>1</p>	 <p>Slow Pump Down</p> <p>2</p>	 <p>Stop Pump</p> <p>3</p>	 <p>Little Bit</p> <p>4</p>	 <p>Relieve Pressure</p> <p>2 Taps</p> <p>5</p>
 <p>Boom Up</p> <p>6</p>	 <p>Boom Down</p> <p>7</p>	 <p>Boom Left</p> <p>8</p>	 <p>Boom Right</p> <p>9</p>	 <p>Stop Boom</p> <p>10</p>
 <p>Open or Extend Boom</p> <p>11</p>	 <p>Close or Retract Boom</p> <p>12</p>	 <p>All Done Clean Up</p> <p>13</p>	<p>NO RESPONSE SHOULD BE MADE TO UNCLEAR SIGNALS</p> <p>14</p>	 <p>IHSA.ca Work Safe for Life</p> <p>V007</p>